



US00D539571S

(12) **United States Design Patent**
Cronin et al.

(10) **Patent No.:** **US D539,571 S**

(45) **Date of Patent:** **** Apr. 3, 2007**

(54) **BALL AND CLAW BED BOOT**

D483,255 S 12/2003 Viser, III

(75) Inventors: **Doug P. Cronin**, Toluca Lake, CA
(US); **Lynda Day-George Cronin**,
Toluca Lake, CA (US)

OTHER PUBLICATIONS

Dictionary of Furniture, by Charles Boyce, c1985, p. 110,
ball and claw foot at top left.*

(73) Assignee: **White Light Products**, Toluca Lake,
CA (US)

* cited by examiner

(**) Term: **14 Years**

Primary Examiner—Janice E. Seeger

(21) Appl. No.: **29/229,980**

(74) *Attorney, Agent, or Firm*—Innovation Law Group,
Ltd.; Jacques M. Dulin, Esq.

(22) Filed: **May 13, 2005**

(57) **CLAIM**

(51) **LOC (8) Cl.** **06-06**

The ornamental design for a ball and claw bed boot, sub-
stantially as shown and described.

(52) **U.S. Cl.** **D6/497; D8/402**

DESCRIPTION

(58) **Field of Classification Search** D6/480–489,
D6/495, 497, 382, 388; D8/402, 375; 248/188.8,
248/188.9, 346.11, 345.1; 5/210, 907

FIG. 1 is a right front side isometric view of the inventive
ball and claw bed boot design;

See application file for complete search history.

FIG. 2 is a front elevation view of the obverse side of the
inventive ball and claw bed boot;

(56) **References Cited**

U.S. PATENT DOCUMENTS

D16,784 S	*	7/1886	Peet	D23/303
D23,334 S	*	6/1894	Totham	D6/497
D28,709 S	*	5/1898	Stewart	D6/497
D34,976 S	*	8/1901	Ward et al.	D23/304
D333,258 S	*	2/1993	Lin	D8/375
D355,109 S		2/1995	Moine et al.		
D412,029 S	*	7/1999	Svendsen	D6/497
D432,406 S		10/2000	Grattan et al.		
D433,321 S		11/2000	Pattengell		

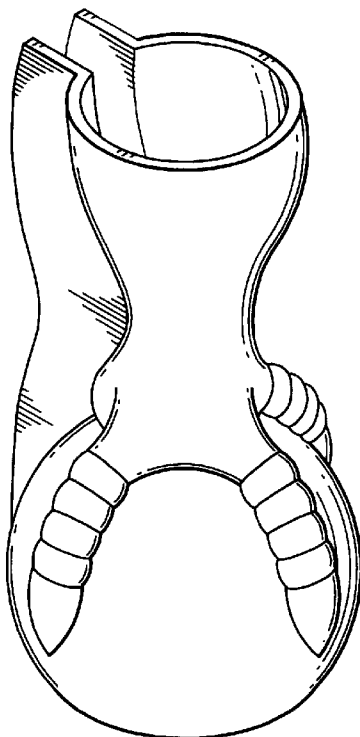
FIG. 3 is a right side elevation view of the inventive ball and
claw bed boot design;

FIG. 4 is an elevation view of the inventive ball and claw
bed boot design from the back right side, showing the slot
for fitting the boot over the foot of a metal bed frame;

FIG. 5 is a top view of the inventive ball and claw bed
boot design; and,

FIG. 6 is a bottom (apex) view of the inventive ball and claw
bed boot design.

1 Claim, 3 Drawing Sheets



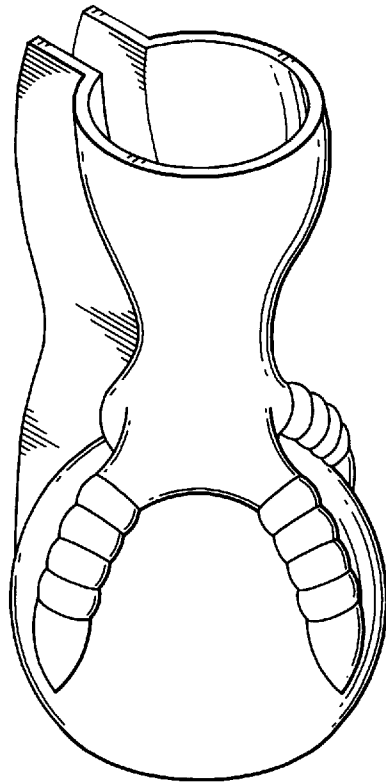


FIG. 1

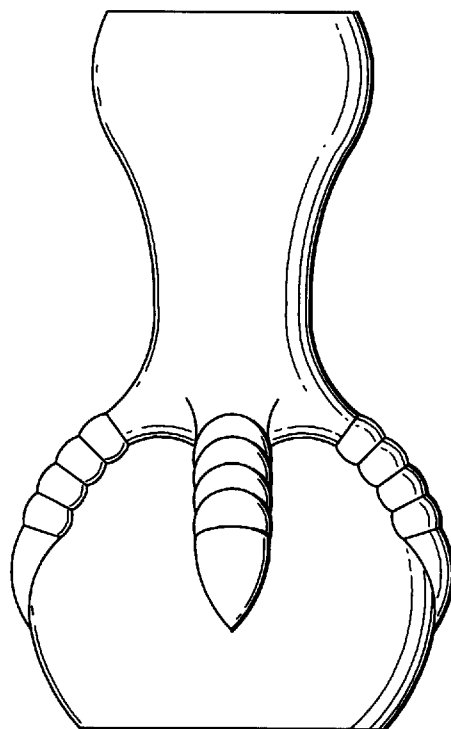


FIG. 2

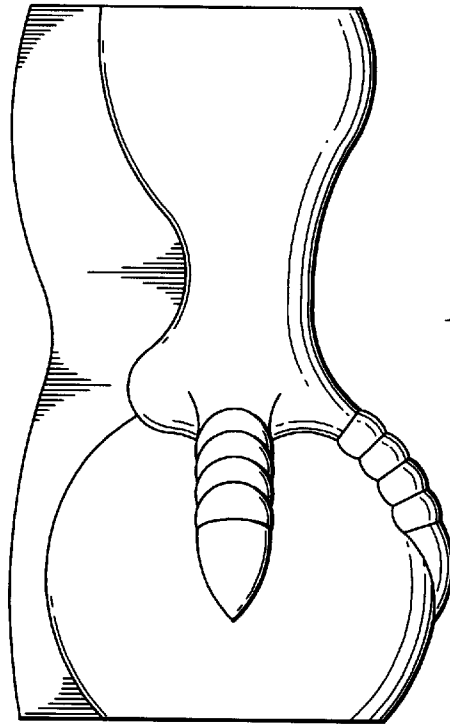


FIG. 3

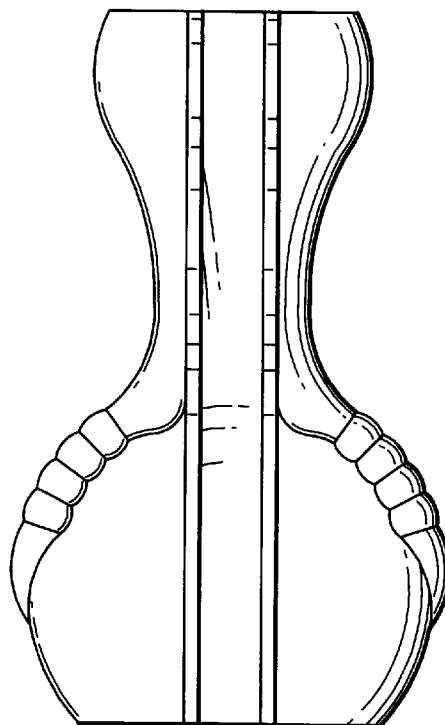


FIG. 4

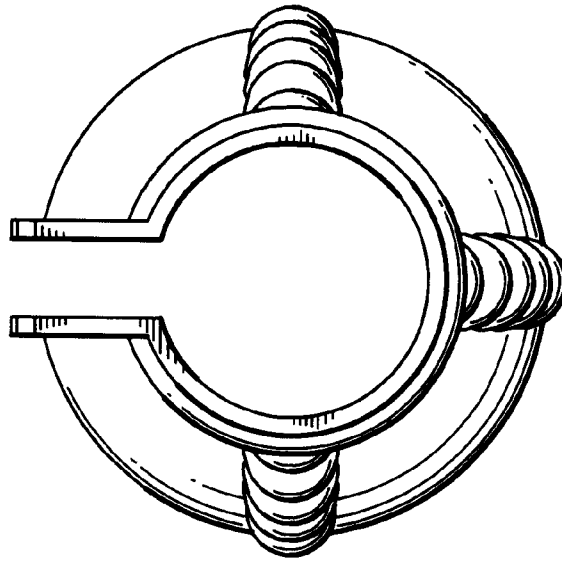


FIG. 5

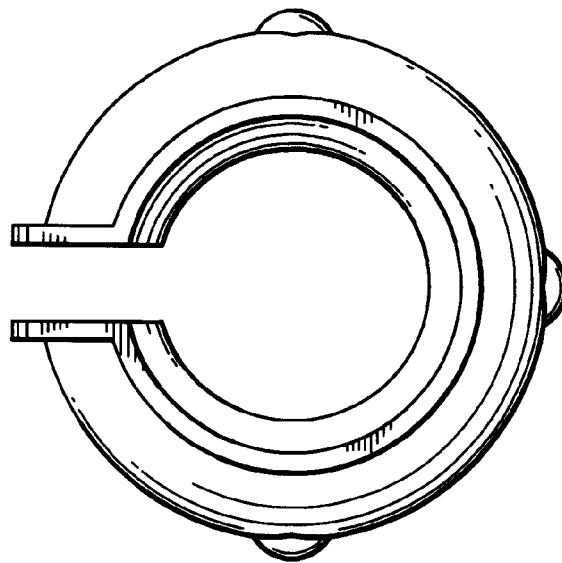


FIG. 6